

# User Guide for the Click n' Glide trial

## Registration

You will be registered for click and glide with your email address and your name. Your last name will also contain your membership number. When you receive your registration email, click on the **I activate my account** link which will open the Click n' Glide Account Activation Screen below.

### Welcome to **Click n' Glide** Account Activation



Hello One,  
Your gliding club has just created an account on Clicknglide.com  
Follow the following 4 steps to activate your account:

#### 1 - Your name

Fix the spelling of your name if necessary (accents, etc)

Last name:  First name:

#### 2 - Your roles

The following roles can be assigned to each member: :

Tug Driver Winch Driver Licensed pilot Dual student Instructor Solo pilot Introductory pilot Admin

You are currently signed up as:

**Dual student**

If this is not correct, contact your club.

#### 3 - Your username

Please be aware that you will need to log in using this email address:

**wolfrossman@gmail.com**

#### 4 - Your password

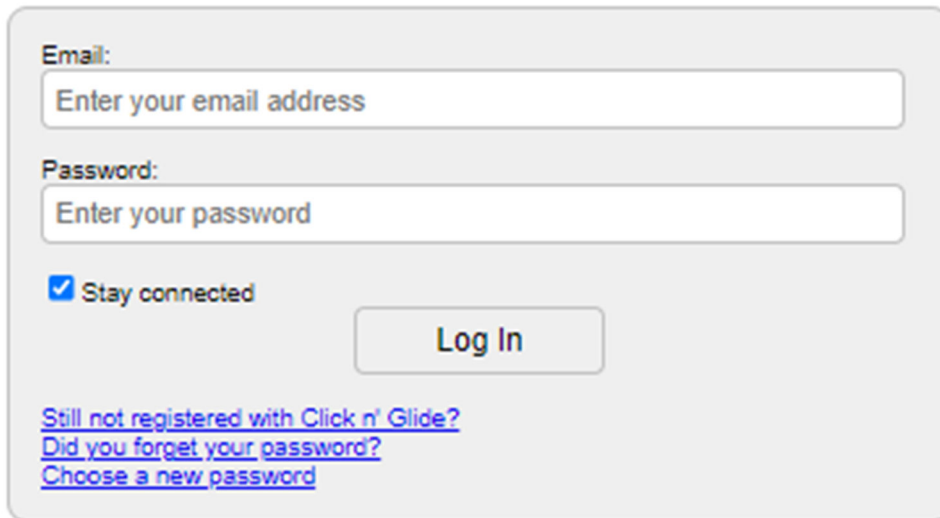
Choose a password (Minimum of 6 characters):

Confirm your password:

It will show which roles are assigned to you. If there is anything incorrect or missing, go to **Changing your roles** once you have activated your account.

Enter a password and enter it again in the *confirm your password* box and click **Activate my Account**.

You can now sign in. The link for Click n' Glide is <https://clicknglide.com/en/yourclub>.



The login form is a light gray rounded rectangle. It contains the following elements from top to bottom: an 'Email:' label followed by a text input field with the placeholder 'Enter your email address'; a 'Password:' label followed by a text input field with the placeholder 'Enter your password'; a checkbox labeled 'Stay connected' which is checked; a 'Log In' button; and three links: 'Still not registered with Click n' Glide?', 'Did you forget your password?', and 'Choose a new password'.

Log in with your email address and password.

If you tick the **Stay connected** box, you will go directly to the main screen next time.

## The Main Screen (Weekday)

The main screen will open on today's date and looks like this:

To sign up for something, just click on the **Sign up** link. The weekday and weekend screens are slightly different, but the functionality is the same. You will only be able to sign up for tasks that your role allows.

On days when booked flying is available, you can sign up for booked flying under **Booked-Flying Students**. However, if no instructor has signed up yet, you need to sign up in the **Booked-Flying Waiting List**. Once an instructor signs up for booked flying, slots in the **Booked-Flying Students** field will be available and members on the waiting list will automatically move to that list until all slots are occupied.

If you just want a check flight with an instructor or it is a club flying day, then you need to sign up to **Students for additional Instructor** or **Waiting List for additional Instructor** if no slots are available. Again, members on the waiting list will be moved automatically to the **Need Instructor** field as slots become available.

When there are members waiting for instructors, emails will be automatically sent to instructors to ask for volunteers.

If you don't need an instructor, but want to come to the airfield, sign up to fly your own glider, a club glider (solo) or any other reason.

Instructors offering booked flying should sign up under **Booked-Flying Instructors** early to allow for students to book. Other instructors coming and prepared to do some instructing should sign up as **Additional Instructors**.

Volunteer Winch and Tug Drivers sign up in the appropriate fields and indicate in the comments if they are only available for some of the time.

If you come to fly a club glider solo or fly your own glider then sign up in the appropriate fields.

If you are coming to the airfield for any other reason, please sign up under **On Airfield for other Reason**. This is a catch all for anything else.

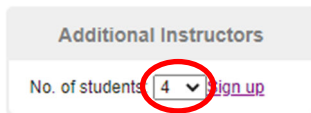
You can sign up for multiple fields, e.g., if you need a check flight and then want to fly a Junior, sign up in **Students for additional Instructor** or the associated waiting list and sign up for **Fly club glider solo** as well.

When you sign up for something by clicking on **Sign up**, your name appears and you have the option to add a

comment by clicking on the circled comment icon. Clicking on the **x** will remove you from this sign up. When you click on the comment icon a box appears to type in your comment and submit it.

It is strongly recommended to always add a comment to say what you are doing, especially when booking an instructor, so the instructors will know in advance what you are expecting.

Also, if you don't plan to be on the airfield all day (especially when volunteering as instructor, Tug or winch driver) then say that in the comment field.



Instructors signing up have the option to select how many students they are prepared to fly with on the day. You have to select the number of students before clicking **Sign up**.

This will open that number of slots for students.

On club flying days during the week, there will be no **Booked-Flying Instructor** signed up and a message at the bottom of the screen something like

### Forum for July 13<sup>th</sup>



**Wolf Rossmann M0233**

Club Flying Day, no booked flying available

Changed on 01-07-2021 17h45


## The Main Screen (Weekend)

The weekend screen looks very similar except that all the **Booked-Flying** fields are replaced by **Weekend Group** fields. As we have an instructor duty rota, the instructor fields will be populated and we have 2 instructor slots for 4 students each, so a maximum of 8 students can sign up for the weekend flying and are expected to be with their group all day (we no longer split the day in 2 halves).


For those needing an instructor, an additional instructor for the normal flying list is also on the duty rota. Any other volunteer instructors who are on the airfield and prepared to do some instruction should also sign up as **Additional Instructors** and indicate in the comments any restrictions (e.g., morning or afternoon only).

Instructors can arrange to swap by changing their slots.

Sunday July 04<sup>th</sup>, 2021

PFD: - ⓘ  
Thermals: none  
Wind: 15 km/h 105°  
Offered by TopMeteo   
[More detail](#)

Flight planning

Car sharing 

Weekend Group Instructors (2/2)

- Alastair Mutch (4)  
- Bruce Duncan (4)

Additional Instructors

- Colin Hamilton (4)

Fly club glider solo

Fly own glider

Weekend Groups (0/8)

[- Sign up](#)  
-  
-  
-  
-  
-  
-

Weekend Groups Waiting List

Students for additional Instructor (0/4)

[- Sign up](#)  
-  
-  
-


Waiting List for additional Instructor

Winch Driver


Tug Driver

On Airfield for other reason

[- Sign up](#)

 [New event](#) (ex: meet for drinks...)

New!

 [Send an e-mail to the signed-up](#)

Forum for July 04<sup>th</sup>

Leave a comment

User Guide for Click n' Glide trial at SGC Issue 1

Page 5 of 5